

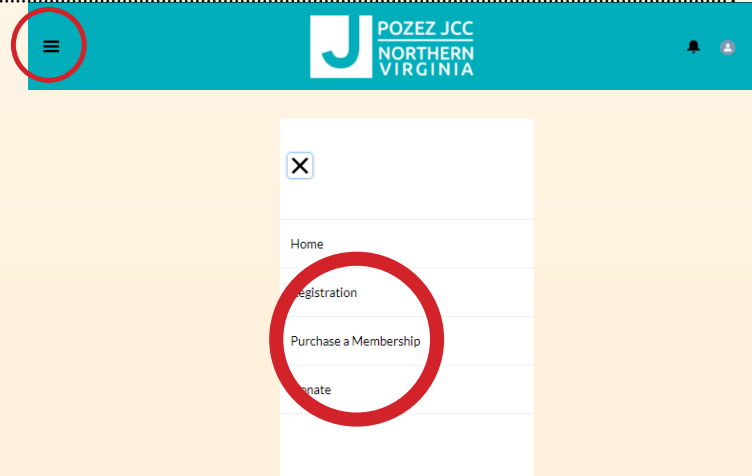
How to Purchase a Day Pass

If you need technical support accessing our Member Portal, please contact us at support@theJ.org or 703.537.3029

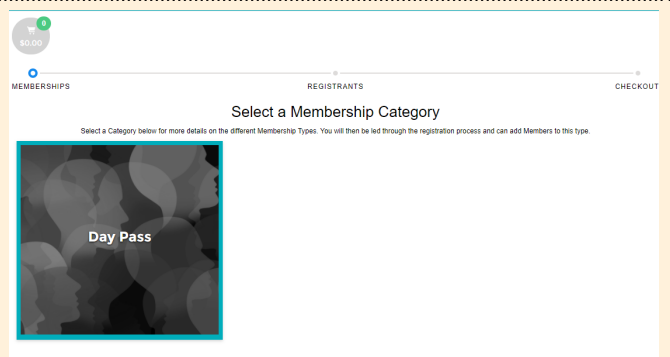
1. Go to theJ.force.com and log in to your Member Portal account.

If you haven't done so already, you'll need to create an account. For help, [click here](#).

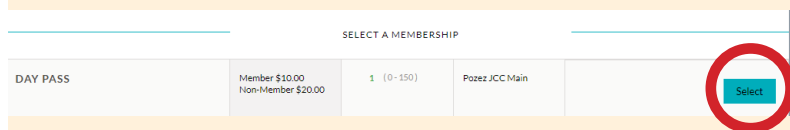
2. Click the **menu** button and select "Purchase a Membership"



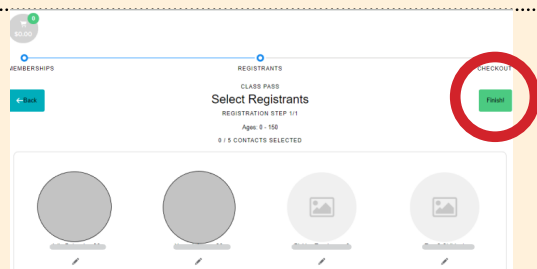
3. **Select** "Day Pass"



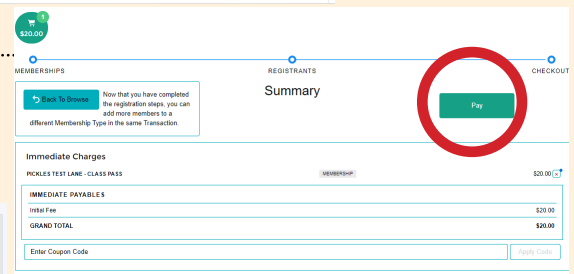
4. Click **Select** to choose your package from the list.



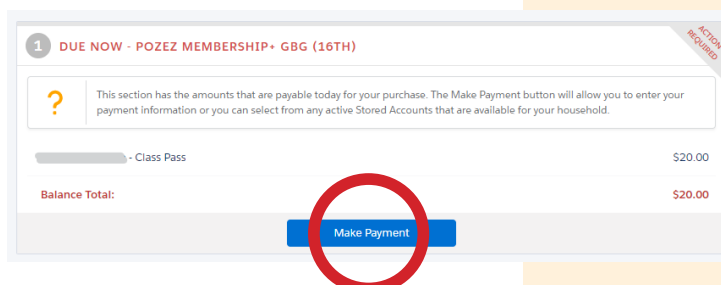
5. Click on the person you are purchasing this pass for. Then click **Finished**.



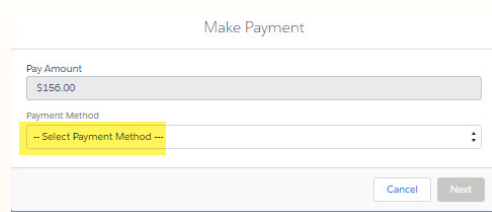
6. **Click Pay.**



7. In the top "Due Now" section, click Make Payment.



8. Click **Select Payment Method** and choose your payment method.



Make Payment

Pay Amount
\$156.00

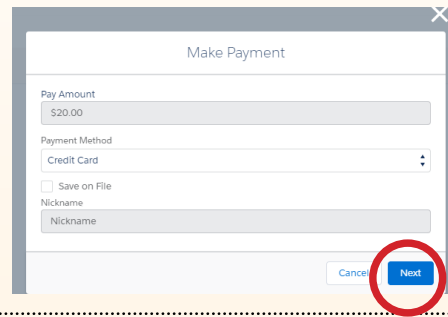
Payment Method
-- Select Payment Method --

Cancel Next

9. Fill out the **Make Payment** form.

If you'd like to keep this card on file, check the box for **Save on File** and enter a nickname for this card.

Click **Next**.



Make Payment

Pay Amount
\$20.00

Payment Method
Credit Card

Save on File

Nickname
Nickname

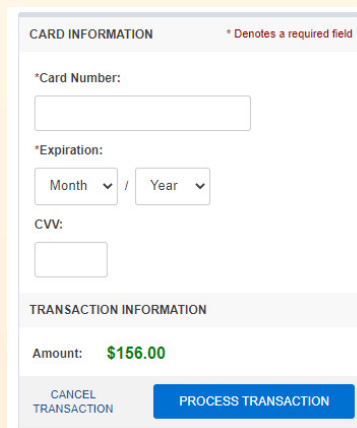
Cancel **Next**

10. Enter card information and click **Process Transaction**.

11. If you are paying in full, you will see the **"Payment Complete"** Screen.

Click **View** or **Print Receipt** or click **Send** to email the receipt to yourself.

You may click Return to My Account or close your browser.



CARD INFORMATION * Denotes a required field

*Card Number:
[Input Field]

*Expiration:
Month / Year

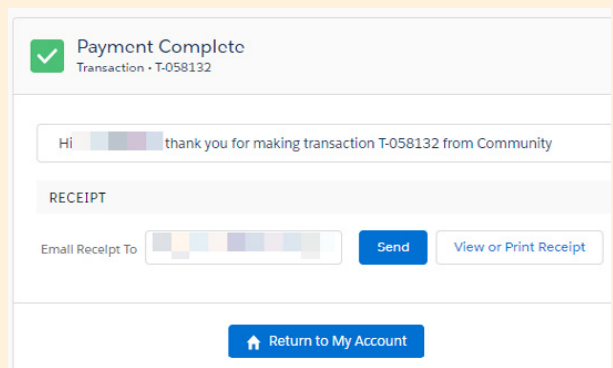
CVV:
[Input Field]

TRANSACTION INFORMATION

Amount: **\$156.00**

CANCEL TRANSACTION **PROCESS TRANSACTION**

Please note: after purchasing a package, it takes 10 minutes for sessions to be available to be scheduled in Mindbody.



Payment Complete
Transaction - T-058132

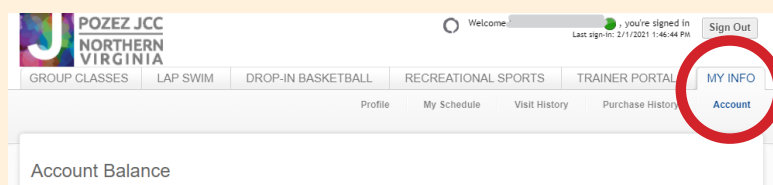
Hi [User] thank you for making transaction T-058132 from Community

RECEIPT

Email Receipt To [User] **Send** View or Print Receipt

Return to My Account

12. To view your session in Mindbody, [click here](#) and log in. On the **My Info** tab click on **Account**.



POZEZ JCC
NORTHERN VIRGINIA

Welcome [User] you're signed in
Last sign-in: 2/1/2021 1:46:44 PM

Sign Out

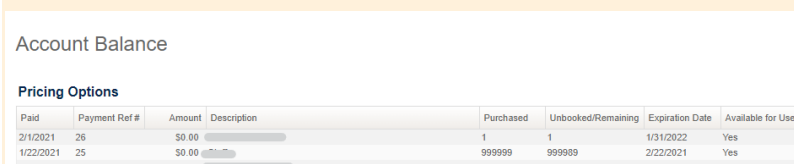
GROUP CLASSES LAP SWIM DROP-IN BASKETBALL RECREATIONAL SPORTS TRAINER PORTAL

Profile My Schedule Visit History Purchase History

MY INFO
Account

Account Balance

16. You will see the packages you have purchased, and the number of session left on each package.



Account Balance

Pricing Options

Paid	Payment Ref #	Amount	Description	Purchased	Unbooked/Remaining	Expiration Date	Available for Use
2/1/2021	26	\$0.00		1	1	1/31/2022	Yes
1/22/2021	25	\$0.00		999999	999989	2/22/2021	Yes
2/1/2021	27	\$0.00		1	0	1/31/2022	No